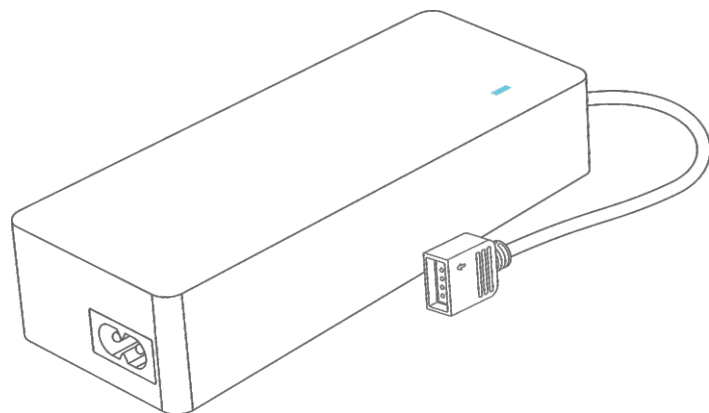


WIFI LED DRIVER[®]



RGB

CV-7512-WF03-A

Technical Brochure



Product Features



1.6 Million Colors



Distant Control



Smart Music

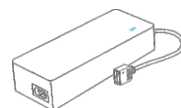


Scene Modes



Lighting Timing

Package Content



WiFi led driver 1pcs



Power cord 1pcs



LED strip wiring cable 1pcs

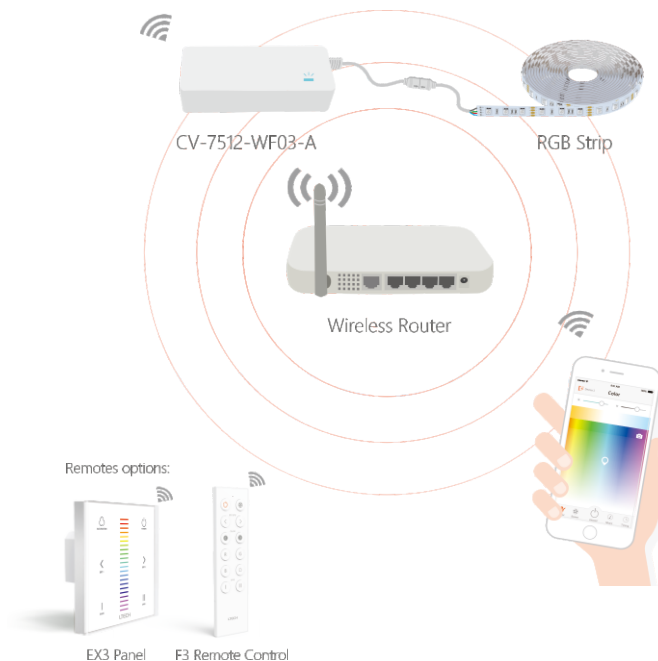


Technical brochure 1pcs

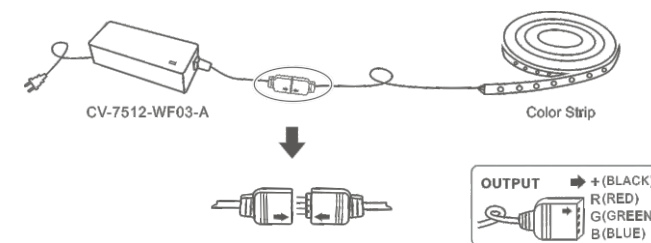
Product Parameters

Model:	CV-7512-WF03-A	Output Voltage:	12Vdc
Protocol:	2.4GHz WiFi , 802.11b/g/n	Output Current:	2.1A×3CH
Input Voltage:	100-240Vac	Max Output Power:	75W
Input Current:	0.8A@230Vac	Product Dimensions:	L143×W58×H32(mm)
Frequency Range:	50/60Hz	Packing Dimensions:	L168×W123×H35(mm)
Working Temp.:	tc:80°C ta:-30°C~55°C	Total Weight(G.W.):	410g
Protection:	Short circuit, Over load protection		

Application Illustration



Connection Method



LED strip connection diagram.

(Please connecting the LEDs in power off.And power on in correct connection.)

User Guide

1. Open WLAN via mobile phone, connect to the wireless router.

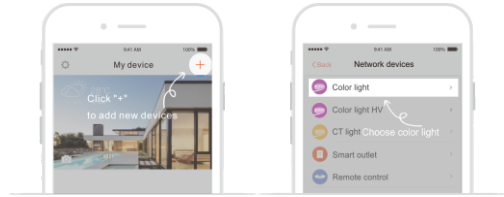


2. Scan QR Code to download the APP via mobile phone.

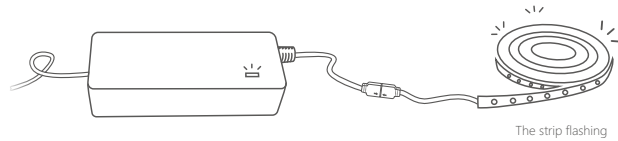


iOS / Android

3. Turn on APP,enter "My Device"interface,click "+"icon.

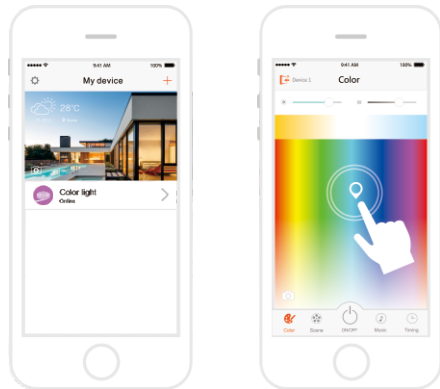


4. After installation,the strip flashes when powered on and then the controller is ready to the configuration status accordingly.



The strip flashing

5. After select a device,enter "My Device"interface choose "Color light " and start to intelligent control.



Common question and answer

- 1.Does this product has requirement for the phone model?
YES,please use Android4.0 or above system, IOS7 or above system, and mobile phone with WiFi function.
- 2.How to reset the WIFI driver?
Resume to default setting by 5 times continuous power on and off.
- 3.Does this product can be connected by two or more mobile phones?
Yes, there is no quantity limit on the mobile phone.
- 4.Does it has a requirement for router?
Supporting WiFi/2.4G wireless router. 5G WiFi signal and WiFi hidden network setting is unsupported.
- 5.Is it still able to control the LED without wireless network?
Yes, it supports offline local area network.
- 6.Can I see the switch status of the device when out of home?
Yes, you can see the lighting device status and control in distance as long as the mobile phone and WiFi LED driver are in the network.

Attention



**RISK OF ELECTRIC SHOCK.
DO NOT OPEN.**

Do not use in high temperature environments;
No covers on the surface when in use.
Long-term use in such environments will affect the lifespan.



CAUTION
INDOOR USE ONLY.
FOR USE WITH LED LIGHTING ONLY.

- Equipment powered on AC 220V, please pay attention to safety when connected. For other power supply programs, Please consult customer service in time.
- Please Follow the instruction to connect properly,prevent damage to the equipment.
- Don't disassemble it casually,avoid effecting product used and maintenance.
- When any liquid or foreign substances enters the product, Please handle the device in the correct way.
- Please power off the device If you don't use it for a quite long time, do not place in high dust, high temperature environment.

Scan QR code to follow our website



www.ltech-led.com

LTSYS